

Luminaire Photograph



Light Output Ratio:	85.1%	
Luminaire Power:	11.1 W	
SHR Nominal:	0.00	Calculated using the TM5
SHR Maximum:	0.30	fine grid method.

C Range: 0 - 360DEG
C Interval: 30.0DEG
Test Speed: HIGH
Temperature: 25.3 °C
Operators: Zoe
Test Date: 2023-8-1

Range: 0 - 180DEG
Interval: 1.0DEG
Test System: EVERFINE GO-SPEX500_V1 SYSTEM V2.00.416
Humidity: 65.0%
Test Distance: 3.160m [K=1.0000]
Remarks: LAMP: CMA1306-0000-000N0U0A30G Ra:90
LENS: PM-1084 15R
DRIVER: 9290 028 088 250mA
30minutes warm-up

LUMINOUS INTENSITY DISTRIBUTION DIAGRAM

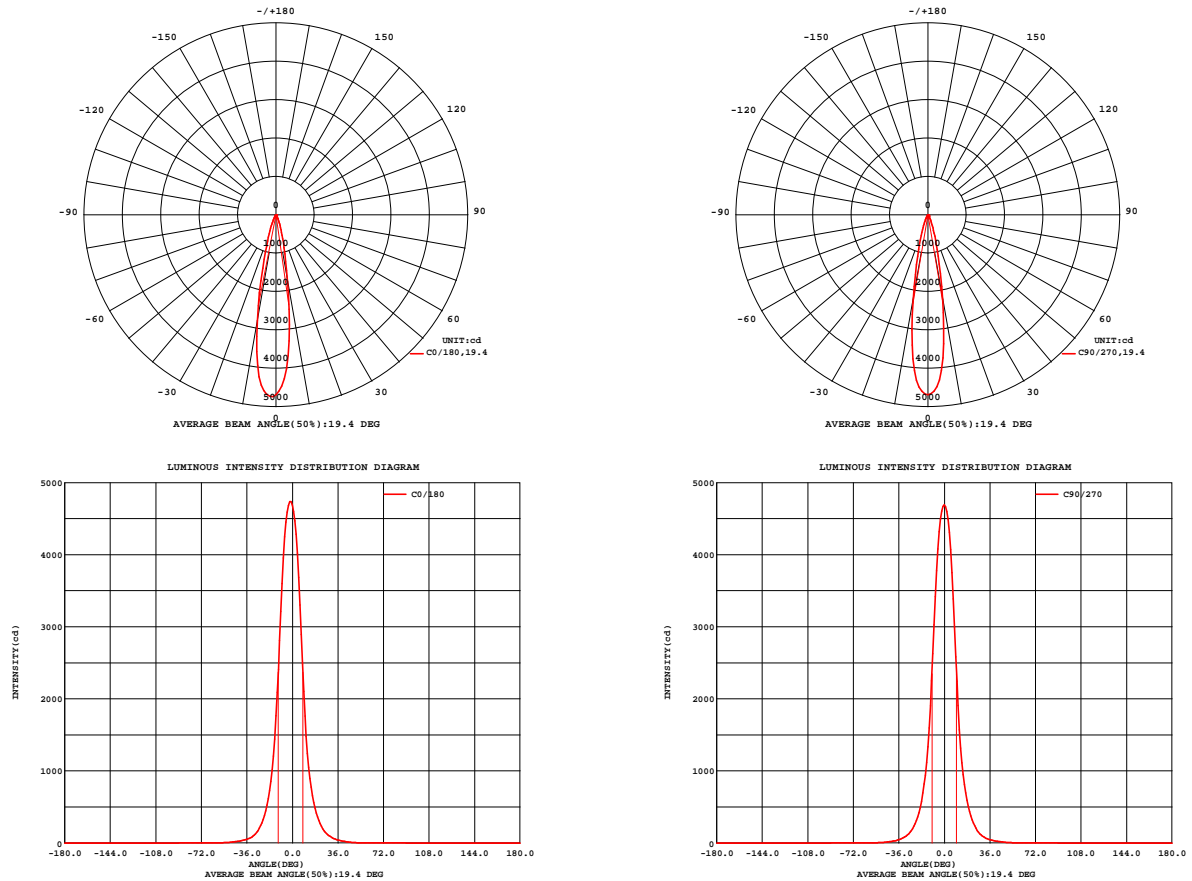


Fig. C0/C180

Fig. C90/C270

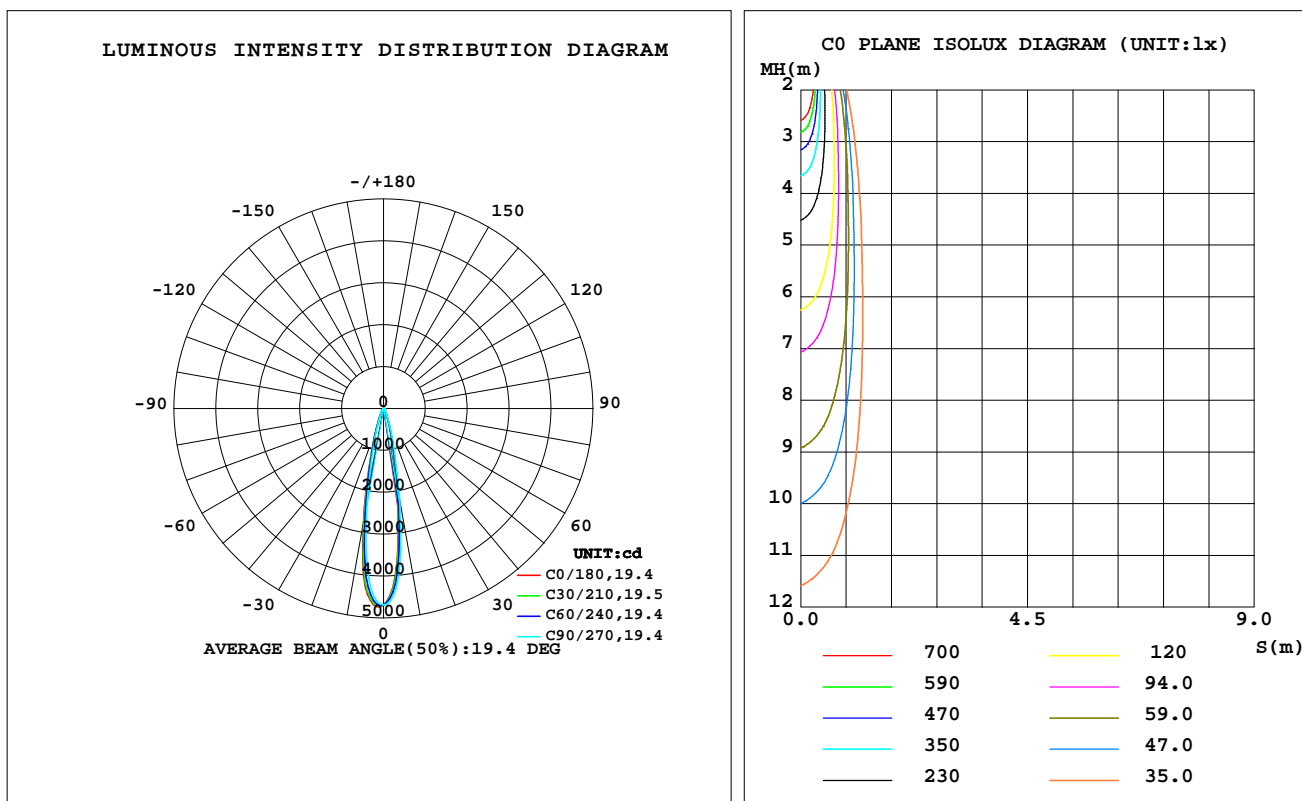
C Range: 0 - 360DEG
C Interval: 30.0DEG
Test Speed: HIGH
Temperature: 25.3 °C
Operators: Zoe
Test Date: 2023-8-1

Range: 0 - 180DEG
Interval: 1.0DEG
Test System: EVERFINE GO-SPEX500_V1 SYSTEM V2.00.416
Humidity: 65.0%
Test Distance: 3.160m [K=1.0000]
Remarks: LAMP: CMA1306-0000-000N0U0A30G Ra: 90
LENS: PM-1084 15R
DRIVER: 9290 028 088 250mA
30minutes warm-up

LUMINAIRE PHOTOMETRIC TEST REPORT

Test:U:220.13V I:0.0522A P:11.098W PF:0.9636 Freq:49.99Hz Lamp Flux:896.707x1 lm		
NAME: 2218.510-ACOT-97	TYPE:	WEIGHT:
SPEC.: 3000K	DIM.:	SERIAL No.: 2308010956
MFR.: RISE	SUR.: 0.001589625m2	Shielding Angle:

DATA OF LAMP		PHOTOMETRIC DATA Eff: 68.80 lm/W			
MODEL	CREE	I _{max} (cd)	4737	S/MH(C0/180)	0.37
NOMINAL POWER(W)	11	LOR(%)	85.1	S/MH(C90/270)	0.33
RATED VOLTAGE(V)	220	TOTAL FLUX(lm)	763.48	UP,DN(C0-180)	0.0,41.0
NOMINAL FLUX(lm)	896.707	CIE CLASS	DIRECT	UP,DN(C180-360)	0.0,44.2
LAMPS INSIDE	1	up(%)	0.0	CIBSE SHR NOM	0.00
TEST VOLTAGE(V)	220	down(%)	85.1	CIBSE SHR MAX	0.30



C Range: 0 - 360DEG
C Interval: 30.0DEG
Test Speed: HIGH
Temperature:25.3℃
Operators:Zoe
Test Date:2023-8-1

Range: 0 - 180DEG
Interval: 1.0DEG
Test System:EVERFINE GO-SPEX500_V1 SYSTEM V2.00.416
Humidity:65.0%
Test Distance:3.160m [K=1.0000]
Remarks: LAMP:CMA1306-0000-000N0U0A30G Ra:90
LENS: PM-1084 15R
DRIVER: 9290 028 088 250mA
30minutes warm-up

ZONAL FLUX DIAGRAM

ZONAL FLUX DIAGRAM:

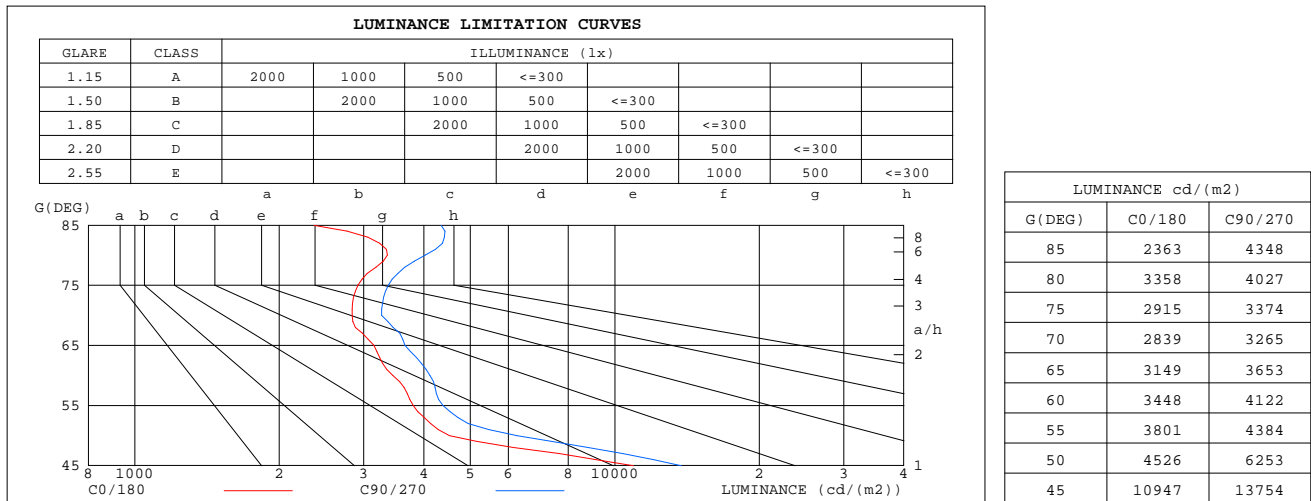
	C0	C45	C90	C135	C180	C225	C270	C315		zone	total	%lum,lamp
10	1763	1919	2246	2504	2807	2618	2248	2003	0- 10	327.0	327.0	42.8,36.5
20	360.3	384.6	435.6	472.2	525.0	484.6	420.0	384.4	10- 20	283.9	610.9	80,68.1
30	89.26	88.87	97.47	103.2	109.2	102.4	97.56	93.88	20- 30	98.55	709.4	92.9,79.1
40	25.39	26.48	28.79	30.99	32.29	29.21	27.23	26.58	30- 40	34.04	743.5	97.4,82.9
50	4.616	5.295	6.395	7.625	8.316	7.340	5.691	4.944	40- 50	11.92	755.4	98.9,84.2
60	2.735	2.973	3.280	3.362	3.517	3.336	2.983	2.763	50- 60	3.673	759.1	99.4,84.7
70	1.540	1.671	1.777	1.988	2.080	1.879	1.632	1.532	60- 70	2.383	761.4	99.7,84.9
80	0.9251	1.026	1.113	1.204	1.206	1.086	0.9804	0.9097	70- 80	1.444	762.9	99.9,85.1
90	0	0	0	0	0	0	0	0	80- 90	0.5884	763.5	100,85.1
100	0	0	0	0	0	0	0	0	90-100	0	763.5	100,85.1
110	0	0	0	0	0	0	0	0	100-110	0	763.5	100,85.1
120	0	0	0	0	0	0	0	0	110-120	0	763.5	100,85.1
130	0	0	0	0	0	0	0	0	120-130	0	763.5	100,85.1
140	0	0	0	0	0	0	0	0	130-140	0	763.5	100,85.1
150	0	0	0	0	0	0	0	0	140-150	0	763.5	100,85.1
160	0	0	0	0	0	0	0	0	150-160	0	763.5	100,85.1
170	0	0	0	0	0	0	0	0	160-170	0	763.5	100,85.1
180	0	0	0	0	0	0	0	0	170-180	0	763.5	100,85.1
DEG	LUMINOUS INTENSITY:cd									UNIT:lm		

C Range: 0 - 360DEG
C Interval: 30.0DEG
Test Speed: HIGH
Temperature:25.3℃
Operators:Zoe
Test Date:2023-8-1

Range: 0 - 180DEG
Interval: 1.0DEG
Test System:EVERFINE GO-SPEX500_V1 SYSTEM V2.00.416
Humidity:65.0%
Test Distance:3.160m [K=1.0000]
Remarks: LAMP:CMA1306-0000-000N0U0A30G Ra:90
LENS: PM-1084 15R
DRIVER: 9290 028 088 250mA
30minutes warm-up

LUMINANCE LIMITATION CURVES

Test:U:220.13V I:0.0522A P:11.098W PF:0.9636 Freq:49.99Hz Lamp Flux:896.707x1 lm		
NAME: 2218.510-ACOT-97	TYPE:	WEIGHT:
SPEC.: 3000K	DIM.:	SERIAL No.: 2308010956
MFR.: RISE	SUR.: 0.001589625m2	Shielding Angle:



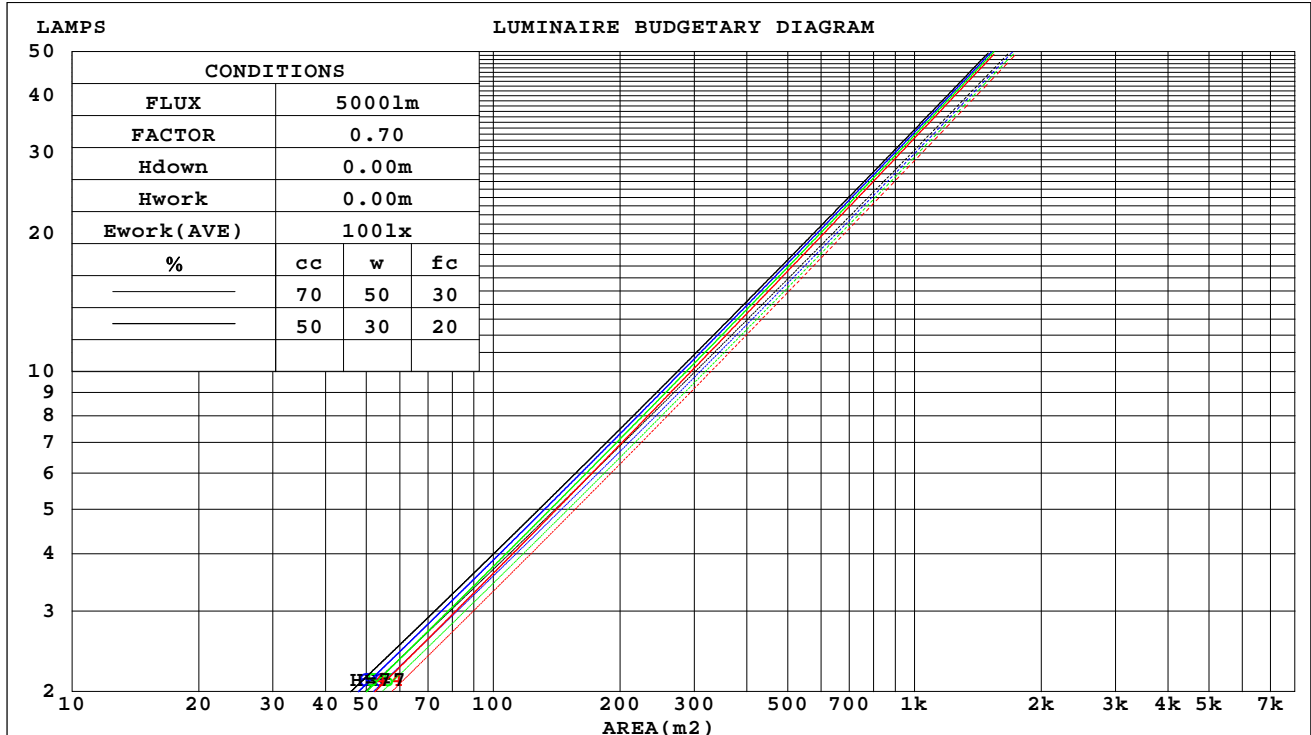
C Range: 0 - 360DEG
C Interval: 30.0DEG
Test Speed: HIGH
Temperature:25.3℃
Operators:Zoe
Test Date:2023-8-1

Range: 0 - 180DEG
Interval: 1.0DEG
Test System:EVERFINE GO-SPEX500_V1 SYSTEM V2.00.416
Humidity:65.0%
Test Distance:3.160m [K=1.0000]
Remarks: LAMP:CMA1306-0000-000N0U0A30G Ra:90
LENS: PM-1084 15R
DRIVER: 9290 028 088 250mA
30minutes warm-up

CU AND LUMINAIRE BUDGETARY ESTIMATE DIAGRAM

Test:U:220.13V I:0.0522A P:11.098W PF:0.9636 Freq:49.99Hz Lamp Flux:896.707x1 lm		
NAME: 2218.510-ACOT-97	TYPE:	WEIGHT:
SPEC.: 3000K	DIM.:	SERIAL No.: 2308010956
MFR.: RISE	SUR.: 0.001589625m2	Shielding Angle:

cc	80%			70%			50%			30%			10%			0
w	50%	30%	10%	50%	30%	10%	50%	30%	10%	50%	30%	10%	50%	30%	10%	0
fc	20%			20%			20%			20%			20%			0
RCR	RCR:Room Cavity Ratio															



C Range: 0 - 360DEG
C Interval: 30.0DEG
Test Speed: HIGH
Temperature:25.3℃
Operators:Zoe
Test Date:2023-8-1

Range: 0 - 180DEG
Interval: 1.0DEG
Test System:EVERFINE GO-SPEX500_V1 SYSTEM V2.00.416
Humidity:65.0%
Test Distance:3.160m [K=1.0000]
Remarks: LAMP:CMA1306-0000-000N0U0A30G Ra:90
LENS: PM-1084 15R
DRIVER: 9290 028 088 250mA
30minutes warm-up

WEC AND CCEC

Test:U:220.13V I:0.0522A P:11.098W PF:0.9636 Freq:49.99Hz Lamp Flux:896.707x1 lm		
NAME: 2218.510-ACOT-97	TYPE:	WEIGHT:
SPEC.: 3000K	DIM.:	SERIAL No.: 2308010956
MFR.: RISE	SUR.: 0.001589625m2	Shielding Angle:

cc	80%			70%			50%			30%			10%			0	
w	50%	30%	10%	50%	30%	10%	50%	30%	10%	50%	30%	10%	50%	30%	10%	0	
fc	20%			20%			20%			20%			20%			0	
RCR	RCR:Room Cavity Ratio						Wall Exitance Coefficients(WEC)										
0.0																	
1.0	.116	.066	.021	.110	.063	.020	.099	.057	.018	.090	.052	.017	.081	.047	.015		
2.0	.107	.059	.018	.102	.056	.017	.093	.052	.016	.085	.048	.015	.078	.044	.014		
3.0	.099	.053	.016	.095	.051	.015	.088	.048	.015	.081	.045	.014	.075	.042	.013		
4.0	.093	.048	.014	.089	.047	.014	.083	.044	.013	.078	.042	.013	.072	.039	.012		
5.0	.087	.044	.013	.084	.043	.013	.079	.041	.012	.074	.039	.012	.070	.037	.011		
6.0	.082	.041	.012	.080	.040	.012	.075	.039	.011	.071	.037	.011	.067	.035	.010		
7.0	.078	.038	.011	.076	.038	.011	.072	.036	.010	.068	.035	.010	.065	.034	.010		
8.0	.074	.036	.010	.072	.035	.010	.069	.034	.010	.065	.033	.010	.062	.032	.009		
9.0	.070	.034	.009	.069	.034	.009	.066	.033	.009	.063	.032	.009	.060	.031	.009		
10.0	.067	.032	.009	.066	.032	.009	.063	.031	.009	.061	.030	.009	.058	.029	.008		

cc	80%			70%			50%			30%			10%			0
w	50%	30%	10%	50%	30%	10%	50%	30%	10%	50%	30%	10%	50%	30%	10%	0
fc	20%			20%			20%			20%			20%			0
RCR	RCR:Room Cavity Ratio			Ceiling Cavity Exitance Coefficients(CCEC)												
0.0	.162	.162	.162	.139	.139	.139	.095	.095	.095	.054	.054	.054	.017	.017	.017	
1.0	.143	.134	.126	.123	.115	.109	.084	.079	.075	.048	.046	.044	.015	.015	.014	
2.0	.128	.113	.101	.109	.097	.087	.075	.067	.061	.043	.039	.036	.014	.013	.012	
3.0	.115	.096	.082	.098	.083	.071	.068	.058	.050	.039	.034	.029	.013	.011	.010	
4.0	.104	.083	.067	.089	.072	.059	.061	.050	.041	.036	.029	.024	.011	.010	.008	
5.0	.095	.073	.056	.082	.063	.049	.056	.044	.035	.033	.026	.021	.010	.008	.007	
6.0	.087	.064	.048	.075	.056	.042	.052	.039	.029	.030	.023	.017	.010	.007	.006	
7.0	.081	.057	.041	.069	.050	.036	.048	.035	.025	.028	.020	.015	.009	.007	.005	
8.0	.075	.051	.035	.065	.045	.031	.045	.031	.022	.026	.018	.013	.008	.006	.004	
9.0	.070	.047	.031	.060	.040	.027	.042	.028	.019	.024	.017	.011	.008	.006	.004	
10.0	.066	.042	.027	.057	.037	.023	.039	.026	.017	.023	.015	.010	.007	.005	.003	

C Range: 0 - 360DEG
C Interval: 30.0DEG
Test Speed: HIGH
Temperature:25.3℃
Operators:Zoe
Test Date:2023-8-1

Range: 0 - 180DEG
Interval: 1.0DEG
Test System:EVERFINE GO-SPEX500_V1 SYSTEM V2.00.416
Humidity:65.0%
Test Distance:3.160m [K=1.0000]
Remarks: LAMP:CMA1306-0000-000N0U0A30G Ra:90
LENS: PM-1084 15R
DRIVER: 9290 028 088 250mA
30minutes warm-up

UGR(Unified Glare Rating) Table

Test:U:220.13V I:0.0522A P:11.098W PF:0.9636 Freq:49.99Hz Lamp Flux:896.707x1 lm										
NAME: 2218.510-ACOT-97					TYPE:			WEIGHT:		
SPEC.: 3000K					DIM.:			SERIAL No.: 2308010956		
MFR.: RISE					SUR.: 0.001589625m2			Shielding Angle:		
ceiling/cavity	0.7	0.7	0.5	0.5	0.3	0.7	0.7	0.5	0.5	0.3
walls	0.5	0.3	0.5	0.3	0.3	0.5	0.3	0.5	0.3	0.3
working plane	0.2	0.2	0.2	0.2	0.2	0.2	0.2	0.2	0.2	0.2
Room dimensions	Viewed crosswise					Viewed endwise				
x = 2H y = 2H	11.6	12.2	11.8	12.4	12.5	12.1	12.7	12.3	12.9	13.0
3H	11.7	12.3	12.0	12.5	12.7	12.2	12.8	12.5	13.0	13.2
4H	11.8	12.4	12.1	12.6	12.8	12.3	12.9	12.6	13.1	13.3
6H	11.9	12.5	12.2	12.7	12.9	12.5	13.0	12.8	13.3	13.5
8H	12.0	12.5	12.3	12.7	13.0	12.6	13.1	12.9	13.3	13.6
12H	12.0	12.5	12.3	12.7	13.0	12.6	13.1	13.0	13.4	13.7
4H 2H	11.6	12.1	11.8	12.3	12.5	12.0	12.6	12.3	12.8	13.0
3H	11.8	12.3	12.1	12.5	12.8	12.2	12.7	12.6	13.0	13.3
4H	11.9	12.4	12.2	12.7	13.0	12.4	12.9	12.8	13.2	13.5
6H	12.1	12.5	12.5	12.9	13.2	12.7	13.1	13.1	13.4	13.8
8H	12.2	12.6	12.6	13.0	13.3	12.8	13.2	13.2	13.6	13.9
12H	12.3	12.6	12.7	13.0	13.4	13.0	13.3	13.4	13.7	14.1
8H 4H	11.9	12.3	12.3	12.7	13.0	12.4	12.8	12.8	13.1	13.5
6H	12.3	12.6	12.7	13.0	13.4	12.8	13.1	13.2	13.5	13.9
8H	12.4	12.7	12.9	13.1	13.6	13.0	13.3	13.5	13.7	14.2
12H	12.5	12.7	13.0	13.2	13.6	13.2	13.5	13.7	13.9	14.4
12H 4H	11.9	12.3	12.3	12.6	13.0	12.4	12.7	12.8	13.1	13.5
6H	12.3	12.6	12.7	13.0	13.4	12.8	13.1	13.2	13.5	13.9
8H	12.5	12.7	12.9	13.2	13.6	13.1	13.3	13.5	13.7	14.2
Variations with the observer position at spacings(CIE Pub.117):										
S = 1.0H	+ 1.8 / - 2.5					+ 1.9 / - 2.3				
1.5H	+ 3.5 / - 2.5					+ 3.6 / - 2.3				
2.0H	+ 2.7 / - 0.9					+ 3.2 / - 0.9				

CIE Pub.117, 896.7 lm Total Lamp Luminous Flux Correct (8log(F/F0) = -0.4)
Area: 0.00158963 m2

C Range: 0 - 360DEG
C Interval: 30.0DEG
Test Speed: HIGH
Temperature:25.3℃
Operators:Zoe
Test Date:2023-8-1

Range: 0 - 180DEG
Interval: 1.0DEG
Test System:EVERFINE GO-SPEX500_V1 SYSTEM V2.00.416
Humidity:65.0%
Test Distance:3.160m [K=1.0000]
Remarks: LAMP:CMA1306-0000-000N0U0A30G Ra:90
LENS: PM-1084 15R
DRIVER: 9290 028 088 250mA
30minutes warm-up

UTILIZATION FACTORS TABLE

Test:U:220.13V I:0.0522A P:11.098W PF:0.9636 Freq:49.99Hz Lamp Flux:896.707x1 lm		
NAME: 2218.510-ACOT-97	TYPE:	WEIGHT:
SPEC.: 3000K	DIM.:	SERIAL No.: 2308010956
MFR.: RISE	SUR.: 0.001589625m2	Shielding Angle:

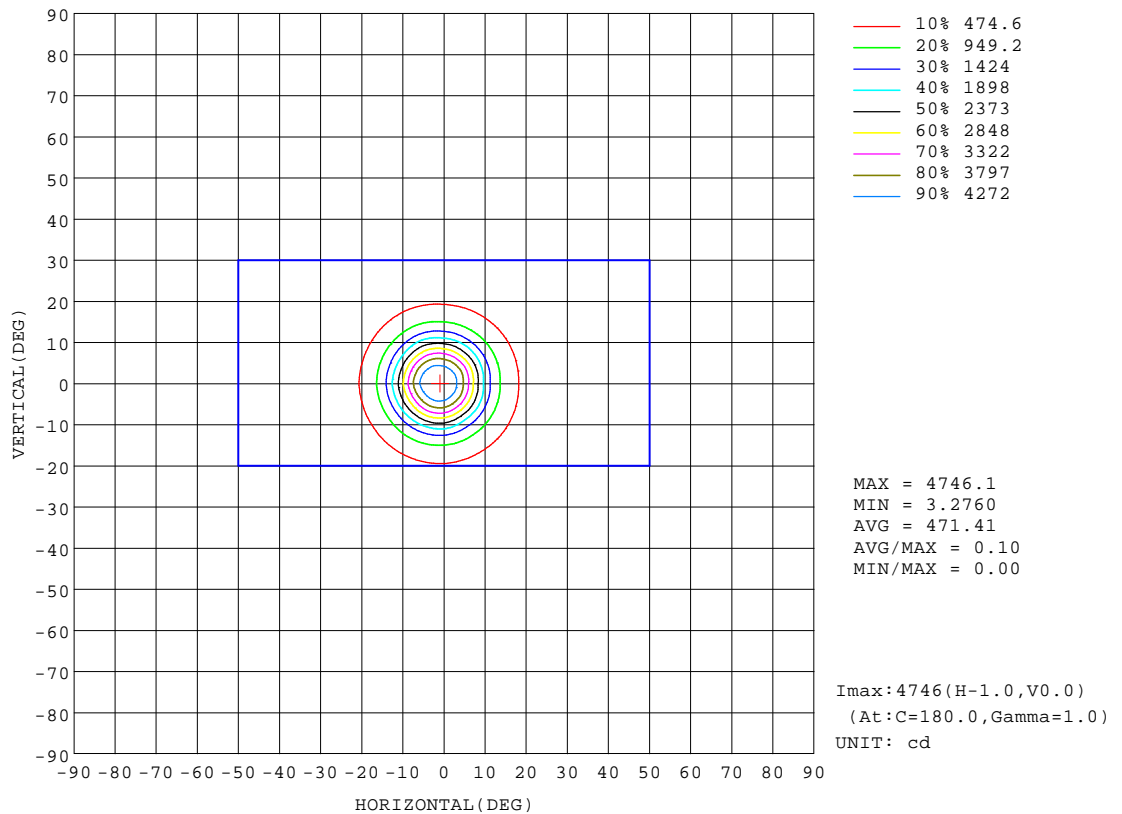
REFLECTANCE										
Ceiling	0.8	0.8	0.8	0.7	0.7	0.7	0.5	0.5	0.5	0
Walls	0.7	0.5	0.3	0.7	0.5	0.3	0.7	0.5	0.3	0
Working plane	0.2	0.2	0.2	0.2	0.2	0.2	0.2	0.2	0.2	0
ROOM INDEX	UTILIZATION FACTORS(PERCENT) $k(RI) \times RCR = 5$									
k = 0.60	77	72	69	76	71	69	76	71	68	66
0.80	83	78	75	82	78	75	81	77	75	72
1.00	86	82	79	85	81	78	84	81	78	75
1.25	89	85	82	88	84	82	87	84	81	78
1.50	91	87	85	90	87	84	88	86	83	80
2.00	93	90	87	92	89	87	90	87	85	81
2.50	94	91	89	93	90	88	91	88	87	82
3.00	96	93	91	94	92	90	91	89	88	83
4.00	97	95	93	96	94	92	93	91	90	84
5.00	98	97	95	97	95	94	93	92	91	85
ROOM INDEX	UF(total)									Direct
According to DIN EN 13032-2 2004			Suspended					SHRNOM = 1.25		

C Range: 0 - 360DEG
C Interval: 30.0DEG
Test Speed: HIGH
Temperature:25.3℃
Operators:Zoe
Test Date:2023-8-1

Range: 0 - 180DEG
Interval: 1.0DEG
Test System:EVERFINE GO-SPEX500_V1 SYSTEM V2.00.416
Humidity:65.0%
Test Distance:3.160m [K=1.0000]
Remarks: LAMP:CMA1306-0000-000N0U0A30G Ra:90
LENS: PM-1084 15R
DRIVER: 9290 028 088 250mA
30minutes warm-up

ISOCANDELA DIAGRAM

Test:U:220.13V I:0.0522A P:11.098W PF:0.9636 Freq:49.99Hz Lamp Flux:896.707x1 lm		
NAME: 2218.510-ACOT-97	TYPE:	WEIGHT:
SPEC.: 3000K	DIM.:	SERIAL No.: 2308010956
MFR.: RISE	SUR.: 0.001589625m2	Shielding Angle:

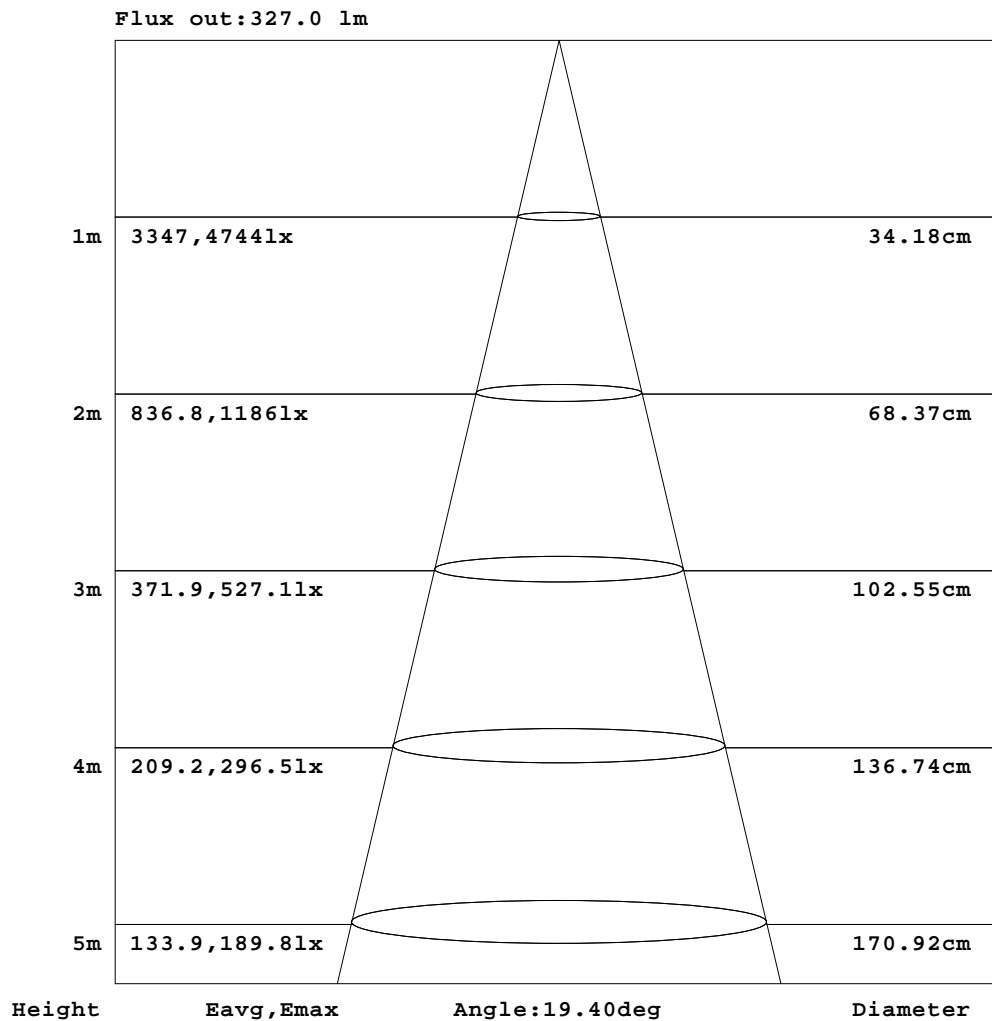


C Range: 0 - 360DEG
C Interval: 30.0DEG
Test Speed: HIGH
Temperature:25.3℃
Operators:Zoe
Test Date:2023-8-1

Range: 0 - 180DEG
Interval: 1.0DEG
Test System:EVERFINE GO-SPEX500_V1 SYSTEM V2.00.416
Humidity:65.0%
Test Distance:3.160m [K=1.0000]
Remarks: LAMP:CMA1306-0000-000N0U0A30G Ra:90
LENS: PM-1084 15R
DRIVER: 9290 028 088 250mA
30minutes warm-up

AAI Figure

Test:U:220.13V I:0.0522A P:11.098W PF:0.9636 Freq:49.99Hz Lamp Flux:896.707x1 lm		
NAME: 2218.510-ACOT-97	TYPE:	WEIGHT:
SPEC.: 3000K	DIM.:	SERIAL No.: 2308010956
MFR.: RISE	SUR.: 0.001589625m2	Shielding Angle:



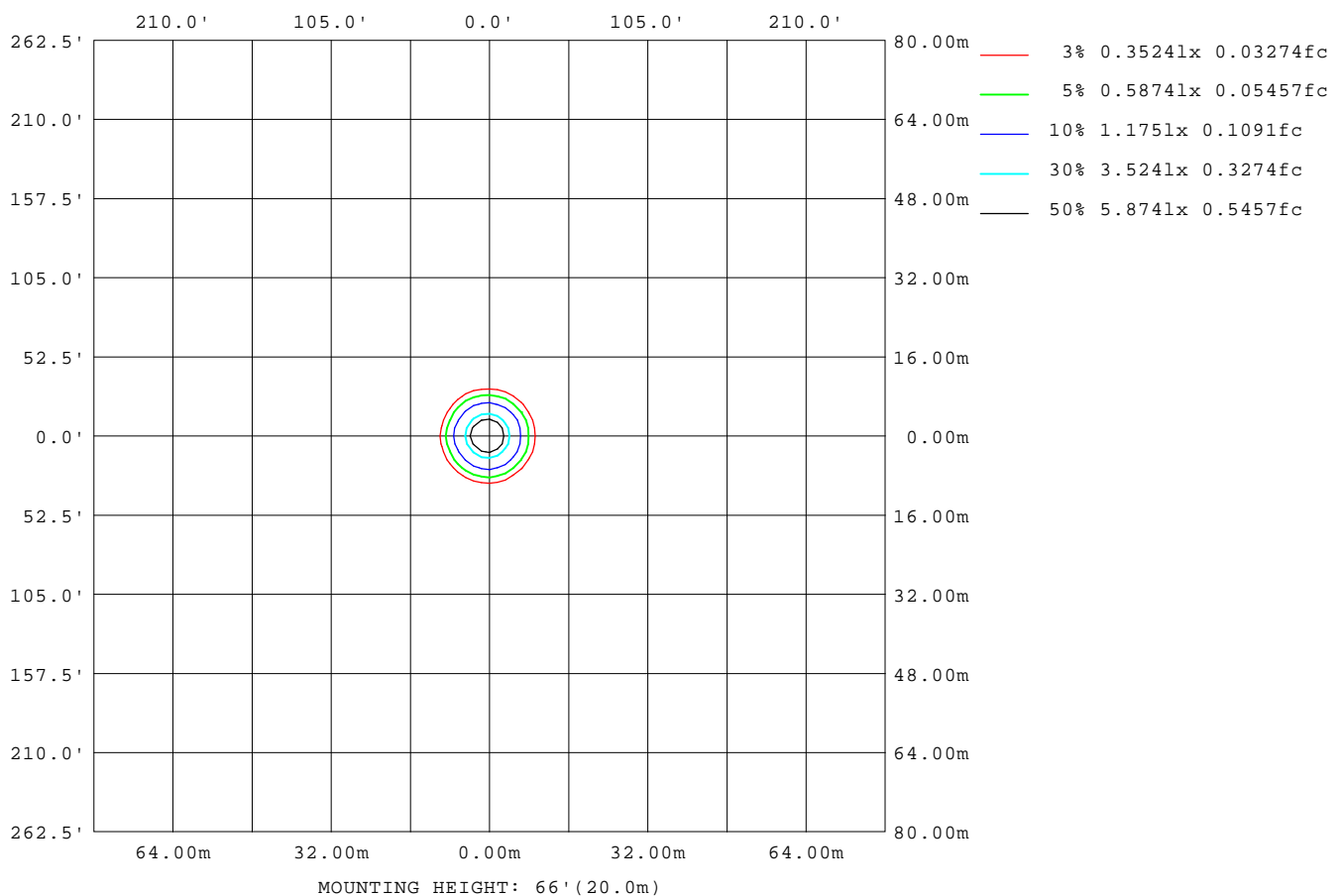
Note:The Curves indicate the illuminated area and the average illumination when the luminaire is at different distance.

C Range: 0 - 360DEG
C Interval: 30.0DEG
Test Speed: HIGH
Temperature:25.3℃
Operators:Zoe
Test Date:2023-8-1

Range: 0 - 180DEG
Interval: 1.0DEG
Test System:EVERFINE GO-SPEX500_V1 SYSTEM V2.00.416
Humidity:65.0%
Test Distance:3.160m [K=1.0000]
Remarks: LAMP:CMA1306-0000-000N0U0A30G Ra:90
LENS: PM-1084 15R
DRIVER: 9290 028 088 250mA
30minutes warm-up

ISOLUX DIAGRAM

Test:U:220.13V I:0.0522A P:11.098W PF:0.9636 Freq:49.99Hz Lamp Flux:896.707x1 lm		
NAME: 2218.510-ACOT-97	TYPE:	WEIGHT:
SPEC.: 3000K	DIM.:	SERIAL No.: 2308010956
MFR.: RISE	SUR.: 0.001589625m2	Shielding Angle:



C Range: 0 - 360DEG
C Interval: 30.0DEG
Test Speed: HIGH
Temperature:25.3℃
Operators:Zoe
Test Date:2023-8-1

Range: 0 - 180DEG
Interval: 1.0DEG
Test System:EVERFINE GO-SPEX500_V1 SYSTEM V2.00.416
Humidity:65.0%
Test Distance:3.160m [K=1.0000]
Remarks: LAMP:CMA1306-0000-000N0U0A30G Ra:90
LENS: PM-1084 15R
DRIVER: 9290 028 088 250mA
30minutes warm-up

LED Avg.L Report

Test:U:220.13V I:0.0522A P:11.098W PF:0.9636 Freq:49.99Hz Lamp Flux:896.707x1 lm		
NAME: 2218.510-ACOT-97	TYPE:	WEIGHT:
SPEC.: 3000K	DIM.:	SERIAL No.: 2308010956
MFR.: RISE	SUR.: 0.001589625m2	Shielding Angle:

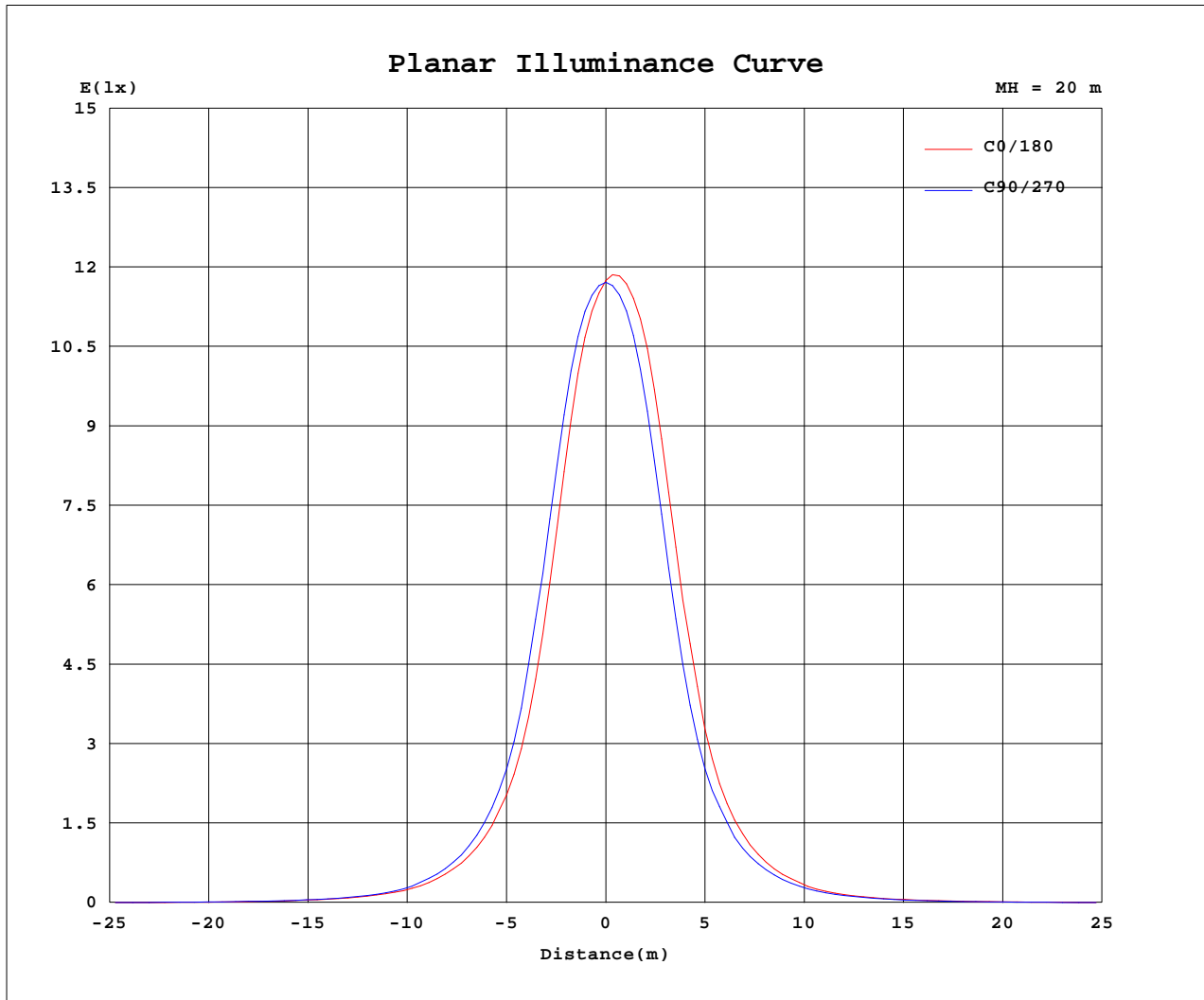
AvgL	cd/m2
L_0~180(65)av	3606
L_0~180(75)av	3336
L_0~180(85)av	4276
L_90~270(65)av	3516
L_90~270(75)av	3200
L_90~270(85)av	4043
L_45(65)av	3565
L_45(75)av	3279
L_45(85)av	3883

Standard: GB/T 29293-2012

C Range: 0 - 360DEG
C Interval: 30.0DEG
Test Speed: HIGH
Temperature:25.3℃
Operators:Zoe
Test Date:2023-8-1

Range: 0 - 180DEG
Interval: 1.0DEG
Test System:EVERFINE GO-SPEX500_V1 SYSTEM V2.00.416
Humidity:65.0%
Test Distance:3.160m [K=1.0000]
Remarks: LAMP:CMA1306-0000-000N0U0A30G Ra:90
LENS: PM-1084 15R
DRIVER: 9290 028 088 250mA
30minutes warm-up

Planar Illuminance Curve



C Range: 0 - 360DEG
 C Interval: 30.0DEG
 Test Speed: HIGH
 Temperature: 25.3 °C
 Operators: Zoe
 Test Date: 2023-8-1

Range: 0 - 180DEG
 Interval: 1.0DEG
 Test System: EVERFINE GO-SPEX500_V1 SYSTEM V2.00.416
 Humidity: 65.0%
 Test Distance: 3.160m [K=1.0000]
 Remarks: LAMP: CMA1306-0000-000N0U0A30G Ra:90
 LENS: PM-1084 15R
 DRIVER: 9290 028 088 250mA
 30minutes warm-up

LUMINOUS DISTRIBUTION INTENSITY DATA

Test:U:220.13V I:0.0522A P:11.098W PF:0.9636 Freq:49.99Hz Lamp Flux:896.707x1 lm		
NAME: 2218.510-ACOT-97	TYPE:	WEIGHT:
SPEC.: 3000K	DIM.:	SERIAL No.: 2308010956
MFR.: RISE	SUR.: 0.001589625m2	Shielding Angle:

Table--1

UNIT: cd

C(DEC) (DEC)	0	30	60	90	120	150	180	210	240	270	300	330						
0	4690	4690	4690	4690	4690	4690	4690	4690	4690	4690	4690	4690						
5	3683	3765	3869	4068	4222	4324	4452	4382	4272	4078	3925	3824						
10	1763	1885	1953	2246	2422	2586	2807	2708	2528	2248	2090	1916						
15	774	802	864	947	1027	1096	1204	1151	1074	940	862	831						
20	360	376	393	436	461	484	525	498	472	420	393	376						
25	171	175	182	207	213	227	243	223	223	199	194	181						
30	89.3	88.4	89.4	97.5	101	105	109	102	102	97.6	95.4	92.3						
35	47.6	47.1	47.5	51.8	53.9	55.7	58.0	53.1	52.7	51.8	51.2	50.4						
40	25.4	26.2	26.8	28.8	30.4	31.6	32.3	29.8	28.7	27.2	26.9	26.2						
45	12.3	13.0	14.0	15.5	16.5	17.4	18.2	16.9	15.7	14.3	13.4	13.0						
50	4.62	5.02	5.57	6.40	7.48	7.77	8.32	7.93	6.75	5.69	5.05	4.83						
55	3.46	3.62	3.77	4.00	4.20	4.29	4.36	4.31	4.04	3.71	3.52	3.42						
60	2.74	2.89	3.05	3.28	3.31	3.41	3.52	3.45	3.22	2.98	2.80	2.72						
65	2.11	2.24	2.36	2.46	2.57	2.64	2.73	2.64	2.47	2.27	2.15	2.10						
70	1.54	1.62	1.72	1.78	1.96	2.02	2.08	1.96	1.79	1.63	1.54	1.52						
75	1.20	1.26	1.35	1.39	1.51	1.53	1.55	1.45	1.35	1.24	1.18	1.16						
80	0.93	0.98	1.07	1.11	1.20	1.20	1.21	1.13	1.05	0.98	0.92	0.90						
85	0.33	0.32	0.43	0.60	0.74	0.72	0.86	0.76	0.65	0.52	0.39	0.33						
90	0.00	0.00	0.00	0.00	0.00	0.00	0.00	0.00	0.00	0.00	0.00	0.00						
95	0.00	0.00	0.00	0.00	0.00	0.00	0.00	0.00	0.00	0.00	0.00	0.00						
100	0.00	0.00	0.00	0.00	0.00	0.00	0.00	0.00	0.00	0.00	0.00	0.00						
105	0.00	0.00	0.00	0.00	0.00	0.00	0.00	0.00	0.00	0.00	0.00	0.00						
110	0.00	0.00	0.00	0.00	0.00	0.00	0.00	0.00	0.00	0.00	0.00	0.00						
115	0.00	0.00	0.00	0.00	0.00	0.00	0.00	0.00	0.00	0.00	0.00	0.00						
120	0.00	0.00	0.00	0.00	0.00	0.00	0.00	0.00	0.00	0.00	0.00	0.00						
125	0.00	0.00	0.00	0.00	0.00	0.00	0.00	0.00	0.00	0.00	0.00	0.00						
130	0.00	0.00	0.00	0.00	0.00	0.00	0.00	0.00	0.00	0.00	0.00	0.00						
135	0.00	0.00	0.00	0.00	0.00	0.00	0.00	0.00	0.00	0.00	0.00	0.00						
140	0.00	0.00	0.00	0.00	0.00	0.00	0.00	0.00	0.00	0.00	0.00	0.00						
145	0.00	0.00	0.00	0.00	0.00	0.00	0.00	0.00	0.00	0.00	0.00	0.00						
150	0.00	0.00	0.00	0.00	0.00	0.00	0.00	0.00	0.00	0.00	0.00	0.00						
155	0.00	0.00	0.00	0.00	0.00	0.00	0.00	0.00	0.00	0.00	0.00	0.00						
160	0.00	0.00	0.00	0.00	0.00	0.00	0.00	0.00	0.00	0.00	0.00	0.00						
165	0.00	0.00	0.00	0.00	0.00	0.00	0.00	0.00	0.00	0.00	0.00	0.00						
170	0.00	0.00	0.00	0.00	0.00	0.00	0.00	0.00	0.00	0.00	0.00	0.00						
175	0.00	0.00	0.00	0.00	0.00	0.00	0.00	0.00	0.00	0.00	0.00	0.00						
180	0.00	0.00	0.00	0.00	0.00	0.00	0.00	0.00	0.00	0.00	0.00	0.00						

C Range: 0 - 360DEG
C Interval: 30.0DEG
Test Speed: HIGH
Temperature:25.3℃
Operators:Zoe
Test Date:2023-8-1

Range: 0 - 180DEG
Interval: 1.0DEG
Test System:EVERFINE GO-SPEX500_V1 SYSTEM V2.00.416
Humidity:65.0%
Test Distance:3.160m [K=1.0000]
Remarks: LAMP:CMA1306-0000-000N0U0A30G Ra:90
LENS: PM-1084 15R
DRIVER: 9290 028 088 250mA
30minutes warm-up